





ACCESS RAMPS

Barrier-free accessibility



Access ramps

We specialize in designing and manufacturing custom access ramps to overcome architectural barriers. We ensure maximum autonomy for individuals with different mobility needs.

CAPACITY:

Fino a 400kg

DIMENSIONS:

Fully customizable



BARRIER-FREE ACCESSIBILITY

From fixed solutions designed for permanent installation to mobile and telescopic ramps for temporary and flexible needs, each product is designed to adapt to residential, public, and commercial spaces.

OUR RAMPS

THE WM SOLUTION FROM A TO Z

From the inspection and design phase to installation, WM System independently manages the entire process, guiding the customer toward the most suitable choice between mobile and fixed ramps.

FIXED RAMPS



MOBILE RAMPS



QUALITY CERTIFICATIONS:



All ramps are entirely manufactured in Italy.



Compliance with Ministerial Decree No. 236 (D.M. 14.6.89).



Certificate of conformity and certificate of origin provided.



FIXED ACCESS RAMPS

Our fixed solutions are modular, custom-designed, and built based on a specific technical plan, making each ramp unique and perfectly adapted to the elevation or entrance to be overcome.

Every component is customized to ensure optimal integration.



FIXED RAMPS

DESCRIPTION:

Fixed ramps provide accessibility to enhance the independence of people with disabilities or reduced mobility. They are bolted to the ground to ensure a solid and permanent structure, making them ideal for situations where the elevation change requires a slope that complies with regulations.



FEATURES



Capacity:

400 kg per square meter



Handling:

Fixed

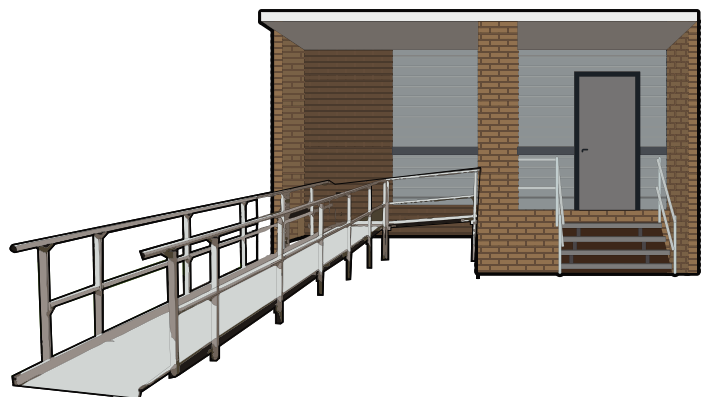


Custom dimensions:

In modules of 0.5 m, 1 m, and 1.5 m in length for maximum customization

Materials

- Made of **anodized, non-slip aluminum**
- **Standard color:** silver (with options for custom colors and textures)
- **Round handrails** and guardrails positioned on both sides
- **Adjustable feet** allowing direct bolting to the ground without masonry work



FIXED RAMPS

CUSTOMIZATION AND MODULARITY:

Each ramp is custom-configured based on the specific needs of the customer. The modular system allows for the integration of finishes and aesthetic details in perfect harmony with the environment, ensuring optimal integration both structurally and visually.

ADVANTAGES:

Stability and Safety:

Fixed and solid structure for continuous and secure use.

Regulatory Compliance:

Designed to meet accessibility directives.

Durability:

High-quality materials resistant to weather and wear.

Custom Solutions:

Tailored configurations for every elevation and environment.



CERTIFICATION AND SERVICE:

Our ramps are certified and compliant with Ministerial Decree No. 236, ensuring quality and safety. WM System provides a comprehensive service from design to installation, supported by a global network of distributors, same-day quotes, and fast deliveries (15-20 working days).

FIXED RAMPS

SAFETY DETAILS:


Anti-fall bar at 70 cm

Round handrail at 1 m on both sides

Toe guard at 10 cm

Adjustable feet (+/-10 cm)





MOBILE ACCESS RAMPS


WM System's mobile access ramps provide a flexible and temporary solution for overcoming elevation changes and ensuring quick and safe accessibility. Made of anodized aluminum with a non-slip surface, these ramps operate by resting in place and do not require permanent installation.



WM STEP ACCESS

DESCRIPTION:

A small resting ramp, ideal for overcoming steps up to 15 cm in height. This portable and self-adjusting solution is designed to ensure practicality and safety in access.



FEATURES



Capacity:
500kg



Handling:
In support



Custom dimensions:
Width: 60 to 120 cm
Length: 50 to 120 cm

ADVANTAGES:

Easy to Transport:

Equipped with a carrying handle for convenient mobility.

Safety:

Non-slip aluminum surface and self-adjusting side brackets.

Adaptability:

Support system with two flaps that automatically adjust to the step, ensuring stability on height differences up to 15 cm.



WM STEP ACCESS

APPLICATIONS:

Ideal for homes, hotels, churches, warehouses, museums, stores, offices and stations.

WHY CHOOSE US:

- 100% Made in Italy
- Certified product with 2 years warranty
- Customized solutions and dedicated consulting

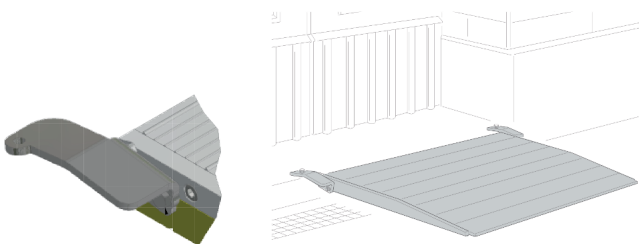


HOW IT WORKS:

To meet any requirement, the ramp is equipped with **2 different positioning systems**. The first system consists of mounting the side brackets, which rest on top of the step, and if necessary, attach to it tramitele two screws provided in the holes provided. The second system involves mounting the special feet provided, which rest on the ground and can be fixed.

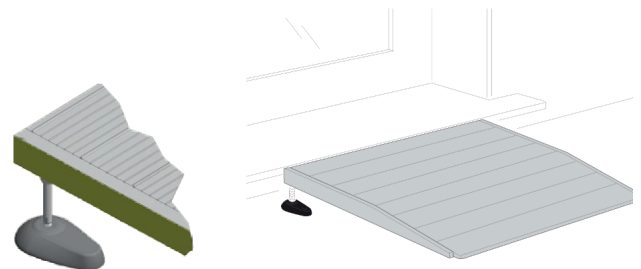
STANDARD


Support with brackets



OPZIONALE

Support with feet





WM ACCESS TELESCOPIC

DESCRIPTION:

Pair of telescopic access ramps designed for convenient and intuitive use. Their compact, modular design allows them to safely and reliably overcome differences in height.



FEATURES

**Capacity:**

300 kg per pair

**Handling:**

In support

**Custom dimensions:**

Width: 18.5 cm

Lengths: 150, 200, 225, 250 or 300 cm

ADVANTAGES:

Safety:

Equipped with anti-fall edges, non-slip aluminum perforated top and carrying handle

Ease of Use:

The adjustable support system and folding structure ensure secure connection, while the side locking hook allows easy closure

Compactness:

They require little space when not in use



WM ACCESS TELESCOPIC

APPLICATIONS:

Ideal for homes, hotels, museums, stores, offices, stations and vehicles.



ECO VERSION:

An ECO version is available with a loading surface with no holes, no chamfer in the band and no yellow coloring on the side edges.



MATERIALS:

- Made entirely of perforated aluminum
- Useful width of each individual ramp 18.5 cm
- Lengths 5 sizes: 150, 200, 225, 250 and 300 cm
- Load capacity per pair 300 kg/sqm
- Equipped with stable and safe support system
- With anti-fall edges



WM MOBILE ACCESS

DESCRIPTION:

Ramp working in support, resealable and compact. Easy to transport thanks to handles and wheels.

Price range from 600€ to 1,100€ depending on length and development.



FEATURES

**Capacity:**

300 kg

**Handling:**

In support

**Custom dimensions:**

60 to 100 cm wide,
Length 150 to 325 cm

ADVANTAGES:

Safety Edges:

Fall prevention and non-slip aluminum top

Ease of Transport:

Four wheels and two handles for easy handling

Handling:

Folds into two parts to take up little space when not in use



WM MOBILE ACCESS

APPLICATIONS:

Ideal for homes, hotels, churches, warehouses, museums, stores, offices, stations and even vehicles.



WM MOBILE BRIDGE ACCESS

DESCRIPTION:

The mobile bridge access ramp is the ideal, transportable solution for climbing up to 4 steps in temporary situations. Designed to be flexible and mobile, it allows customization of width and length (up to 405 cm) to create a tailor-made product.



FEATURES



Capacity:
400kg



Handling:
In support



Custom dimensions:
Width 80 to 120 cm,
Length 230 to 405 cm

ADVANTAGES:

The foldable design allows the ramp to be placed near the steps only when needed and easily stored in the garage, crawl space or storage room, ensuring a clear entrance at all times. Shipped ready to use, it requires no assembly and is also suitable for entrances with similar height differences.



WM MOBILE BRIDGE ACCESS

APPLICATIONS:

Ideal for homes, hotels, museums, stores, offices, stations and vehicles.

OPTIONAL:

L-displacement

Handrail

Step support

Hole for optional fastening





CUSTOMISATIONS FIXED RAMPS

WM System offers a wide range of customisable options to meet every need, for fixed access ramps.

Below are the common customisations available:

Floor engraving



Steps



Folding handrail



Railing (laser cut)



Floor colouring



Alternative terminal



Railing



Perforated plane



Gate



CUSTOMISATIONS FIXED RAMPS

Opening hatch



Folding top



Connection plane



Handrail colour



Extra long feet



Handrail material



Side cover under



CUSTOMISATION MOBILE RAMPS

WM System offers a wide range of customisable options to meet every need, for mobile access ramps.

Below are the common customisations available:

Step access ramp



Feet on the ground

They provide increased ramp stability on uneven surfaces, ensuring safety and preventing unwanted movement during use. Easy to install, they improve overall stability.



Engraving

Allows a customised inscription to be added to the ramp, providing a unique and professional touch. Ideal for product identification or personalisation.



Colouring

It makes the ramp dark and opaque, improving aesthetics and reducing glare. Ideal for a discreet and professional look.

Telescopic access ramps



Eco Version

The ECO version is available: a loading surface without holes, without a chamfer in the strip and without yellow colouring on the side edges.

Mobile bridge access ramp



L Dislocation

This L-shaped configuration offers an ideal solution for spaces that require a change of direction, providing greater convenience and safety.



Handrail


Add a handrail for additional support and safety when using the ramp, available in different finishes to match the design.



Engraving And Colour Customisation

Add a unique touch to your ramp with a personalised engraving, perfect for logos, text or decorative motifs and even add a customised colouring.

Mobile access ramp



Ramp With Turning Landing

Choose a ramp with a turning landing for greater convenience and safety in areas requiring changes of direction.




Folding Handrails

Folding handrails offer convenience and flexibility, making the ramp more functional and easy to use in small spaces.



Incision

Add a unique touch to your ramp with personalised engraving, perfect for logos, text or decorative motifs.



Colouring

Customise your ramp with a wide range of available colours to perfectly match your surroundings.

