



LOADING RAMPS

Tailored loading and unloading solutions



Our Loading Ramps

Our ramps are designed to adapt to the loading and unloading operations, meeting the needs of your vehicle and your industry.



11 UNIQUE RAMP MODELS

Made of high-quality aluminum and designed in Italy, our loading ramps offer modular and customizable solutions designed to ensure safety, durability and optimal performance.

OUR RAMPS

ALL RAMPS HAVE



All of our ramps
are TÜV certified



Approval
not required



100%
Made in Italy



2 years of
warranty

WHY CHOOSE OUR RAMPS

Flexibility:

A complete range of manual ramps for every sector and need;

Time saving:

The operator can upload and unload independently;

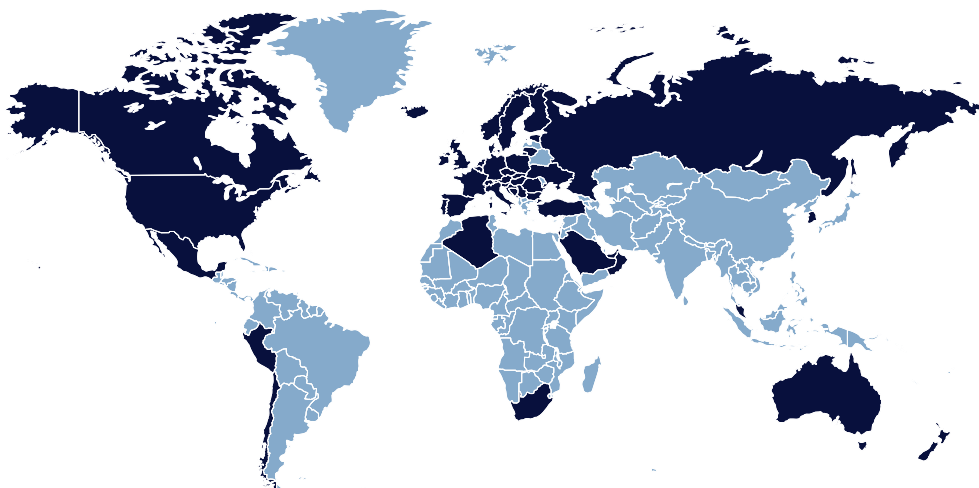
Quality:

Guaranteed by in-house production processes (welding and CNC machining) that ensure robustness and durability;

Safety:

Ramps improve working conditions reduce operational risks;

**WITH MORE THAN 100 RESELLERS WORLDWIDE,
OUR SOLUTIONS ARE WHEREVER YOU NEED THEM.**



WM READY

DESCRIPTION:

A basic and indispensable model characterized by a fair price and quick assembly.



FEATURES



Capacity:
300 kg




Handling:
Removibile



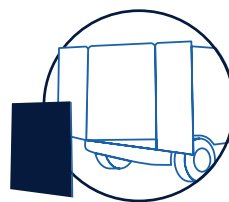
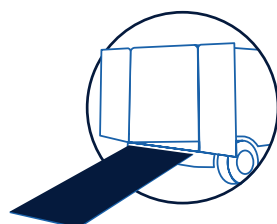
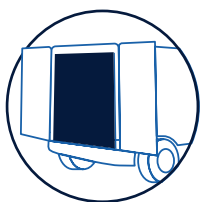
Custom size:
Width: 80 cm
Length: 200, 225, 250, and 300 cm

- Almond-shaped aluminum surface non-skid.
- Wheel for easy opening.
- Self-leveling legs.
- Adjustable band that connects with surfaces.



OPENING AND CLOSING:

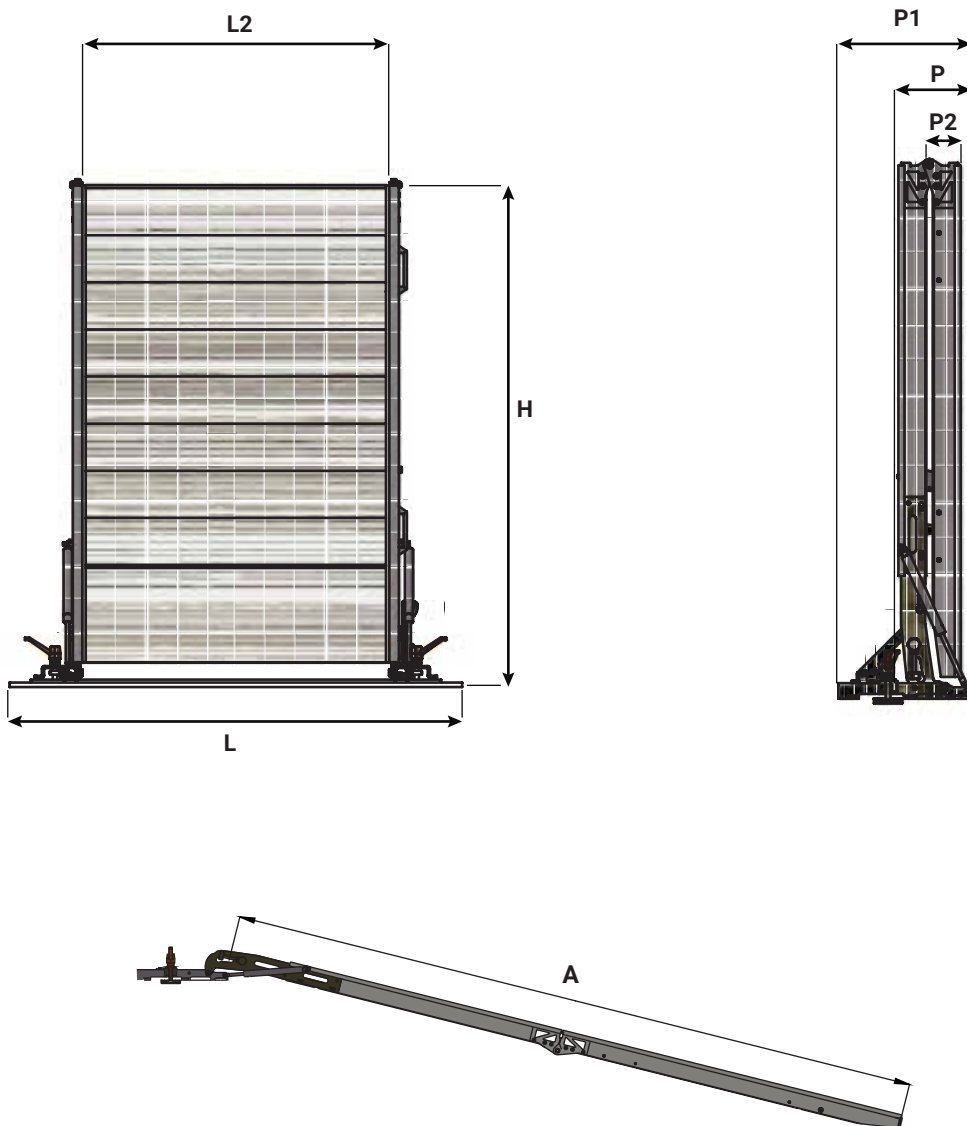
The ramp can be easily removed from the vehicle using the handles located on its sides. Once removed, the loading area remains completely free. This system also allows the ramp to be transferred from one vehicle to another.



WM READY



EXAMPLES OF POSSIBLE CONFIGURATIONS




L2 (mm)	L (mm)	A (mm)	H (mm)	P (mm)	P1 (mm)	P2 (mm)	Capacity (Kg)	Weight* (Kg)
800	1090	2250	1215	185	330	45	300	33
800	1090	2500	1340	185	330	45	300	39
800	1090	3000	1590	185	330	45	300	45

* The indicated weight does not include the mounting kit which is, 2 kg.

WM READY

OPTIONAL



FIXED ASSEMBLY

Upon request, it is possible to install a fixed base on the ramp. This makes the ramp permanently fixed to the vehicle and no longer removable. This solution simplifies and speeds up the installation process, estimated at 30 minutes.

ADVANTAGE



LOCKING HOOK

It ensures safety and ease of use.

WM READY

