



LOADING RAMPS

Tailored loading and unloading solutions



WWW.WMSYSTEM.COM

STAY CONNECTED: icons for Instagram, Facebook, LinkedIn, YouTube, and WhatsApp.

VIA CAMPOGRANDE, 94 42047 ROLO (RE) ITALY

TEL. +39 0522 665664 | MAIL INFO@WMSYSTEM.COM

Our Loading Ramps

Our ramps are designed to adapt to the loading and unloading operations, meeting the needs of your vehicle and your industry.



11 UNIQUE RAMP MODELS

Made of high-quality aluminum and designed in Italy, our loading ramps offer modular and customizable solutions designed to ensure safety, durability and optimal performance.

OUR RAMPS

ALL RAMPS HAVE



All of our ramps
are TÜV certified



Approval
not required



100%
Made in Italy



2 years of
warranty

WHY CHOOSE OUR RAMPS

Flexibility:

A complete range of manual ramps for every sector and need;

Quality:

Guaranteed by in-house production processes (welding and CNC machining) that ensure robustness and durability;

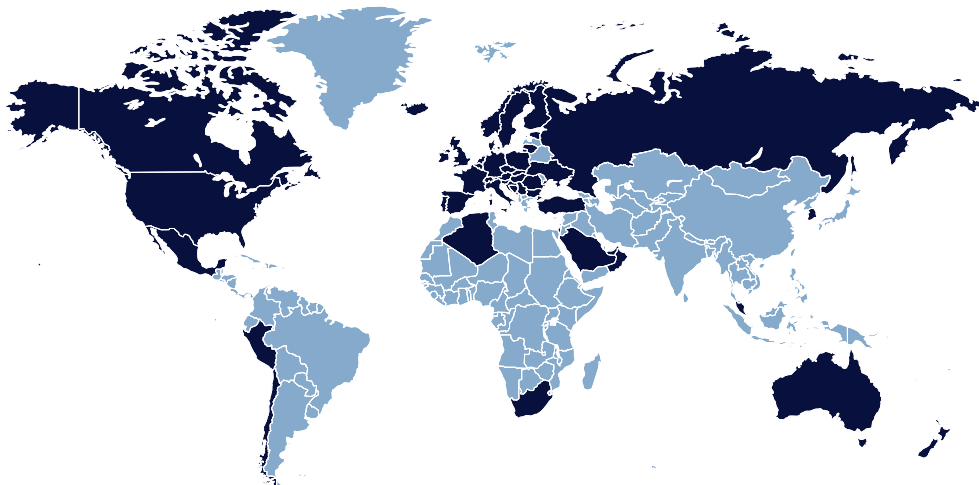
Time saving:

The operator can upload and unload independently;

Safety:

Ramps improve working conditions reduce operational risks;

**WITH MORE THAN 100 RESELLERS WORLDWIDE,
OUR SOLUTIONS ARE WHEREVER YOU NEED THEM.**



WM ME

DESCRIPTION:

Simple and sturdy loading ramp.

Suitable for heavy loads, with load capacity from 600 kg to 1800 kg.



FEATURES



Capacity:

da 600kg a 1800kg



Handling:



Horizontal opening



Custom size:

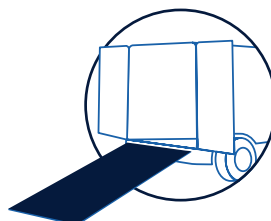
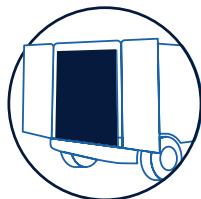

Width 60 to 137,5 cm,
Length 195 to 325 cm

- Almond-shaped aluminum surface non-skid.
- Wheel for easy opening.
- Self-leveling legs.
- Adjustable band that connects with surfaces.



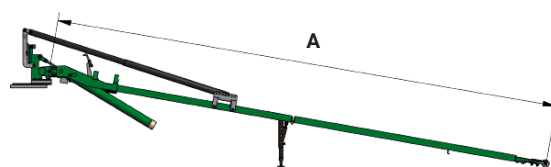
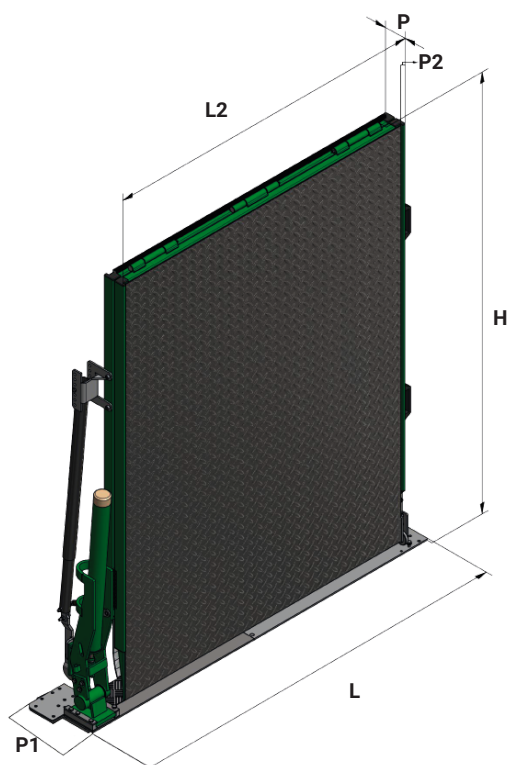
OPENING AND CLOSING:

The ramp consists of two horizontal sections, which open and close with ease. The spring system balances the weight. A version with springs on both sides is available upon request for even easier opening.



WM ME

EXAMPLES OF POSSIBLE CONFIGURATIONS



L2 (mm)	A (mm)	L (mm)	H (mm)	P (mm)	P1 (mm)	P2 (mm)	Capacity (Kg)	Gewicht* (Kg)
900	2200	1165	1215	95	250	8	600	79
950	2500	1215	1365	95	250	8	600	86
1000	3000	1265	1615	95	250	8	1000	104
1000	3250	1265	1740	95	250	8	1500	122
1050	2700	1315	1515	95	250	8	600	94
1100	3000	1365	1615	95	250	8	1500	129
1100	2500	1365	1365	95	250	8	1000	104
1200	2700	1465	1465	95	250	8	1000	115
1200	3250	1465	1740	95	250	8	1500	146
1250	2800	1515	1515	95	250	8	1000	126
1250	3000	1515	1615	95	250	8	1500	143
1300	3000	1565	1615	95	250	8	1000	137
1300	3250	1565	1740	95	250	8	1500	157
1350	3200	1615	1715	95	250	8	1500	158
1350	3250	1615	1740	95	250	8	1800	169

* Il peso non include il kit di montaggio, che dipende dal furgone. (min. 2 kg - max. 7 kg)


WM ME

OPTIONAL



WHEEL KIT

Designed to facilitate the opening and closing of the ramp, making it easier to move. Also available on request for the left side. Optional wheel to be attached to the end(s).



ADDITIONAL KIT - 3RD PIECE

Reduces the angle of inclination for 3-piece folding ramps, ideal for small vehicles. Available for load capacities up to 1,000 kg, with a maximum width of 100 cm and a fixed length of 80 cm.



FOLDING SIDE EDGES

Aluminum fall prevention side edges to increase safety in certain contexts of use.



REMOVABLE EXTENSION KIT

Removable third piece with wheels, to be integrated to the ramp to extend its length. Suitable for load capacities up to 1,500 kg.

WM ME

