



LOADING RAMPS

Tailored loading and unloading solutions



WWW.WMSYSTEM.COM

STAY CONNECTED: icons for Instagram, Facebook, LinkedIn, YouTube, and WhatsApp.

VIA CAMPOGRANDE, 94 42047 ROLO (RE) ITALY
TEL. +39 0522 665664 | MAIL INFO@WMSYSTEM.COM

Our Loading Ramps

Our ramps are designed to adapt to the loading and unloading operations, meeting the needs of your vehicle and your industry.



11 UNIQUE RAMP MODELS

Made of high-quality aluminum and designed in Italy, our loading ramps offer modular and customizable solutions designed to ensure safety, durability and optimal performance.

OUR RAMPS

ALL RAMPS HAVE



All of our ramps
are TÜV certified



Approval
not required



100%
Made in Italy



2 years of
warranty

WHY CHOOSE OUR RAMPS

Flexibility:

A complete range of manual ramps for every sector and need;

Quality:

Guaranteed by in-house production processes (welding and CNC machining) that ensure robustness and durability;

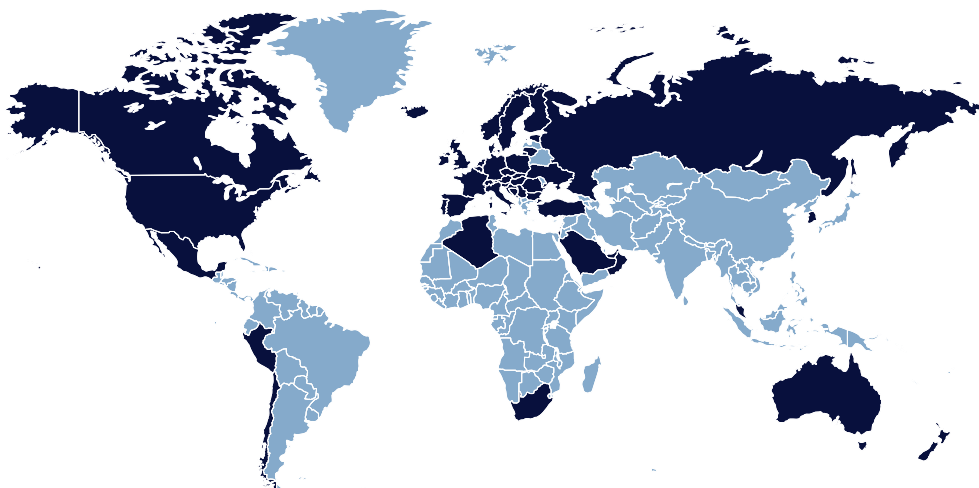
Time saving:

The operator can upload and unload independently;

Safety:

Ramps improve working conditions reduce operational risks;

**WITH MORE THAN 100 RESELLERS WORLDWIDE,
OUR SOLUTIONS ARE WHEREVER YOU NEED THEM.**



WM LIGHT PLUS

DESCRIPTION:

Lightweight and durable aluminum loading ramp for loads up to 600 kg. Equipped with external rotation for quick access to the compartment.



FEATURES



Capacity:

400 kg and 600 kg



Handling:

External rotation



Custom size:

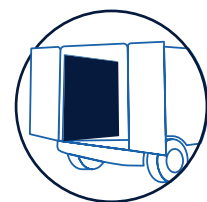
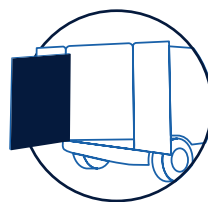
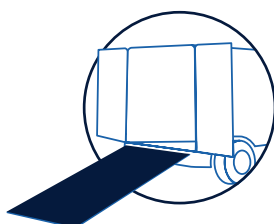
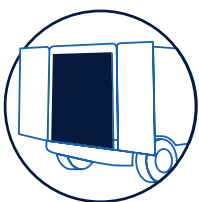
Width 40 to 120 cm,
Length 175 to 325 cm

- Almond-shaped aluminum surface non-skid.
- Wheel for easy opening.
- Self-leveling legs.
- Adjustable band that connects with surfaces.



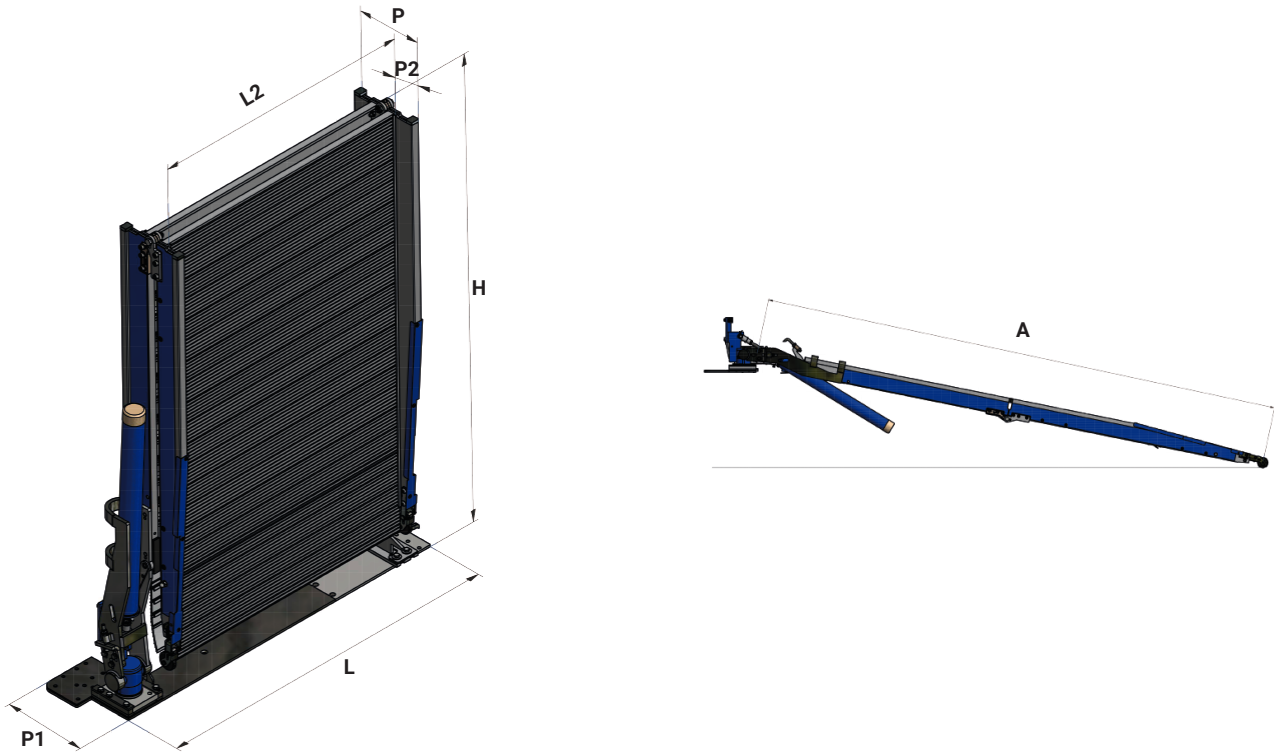
OPENING AND CLOSING:

Patented dual opening/closing system: horizontal for loading/unloading and vertical to clear the cargo area and access to the van. The spring system balances the weight, making the ramp light and safe to handle independently.



WM LIGHT PLUS

EXAMPLES OF POSSIBLE CONFIGURATIONS



L2 (mm)	A (mm)	L (mm)	H (mm)	P (mm)	P1 (mm)	P2 (mm)	Capacity (Kg)	Weight* (Kg)
800	2200	1065	1175	203	250	60	600	71
900	2500	1165	1300	203	250	60	600	78
900	3000	1165	1425	203	250	60	600	83
950	3250	1215	1175	203	250	60	600	76
950	2700	1215	1550	203	250	60	600	89
1000	3000	1265	1425	203	250	60	400	87
1000	2500	1265	1675	203	250	60	400	96
1000	2700	1265	1800	203	250	60	400	101
1050	3250	1315	1425	203	250	60	400	89
1050	2800	1315	1675	203	250	60	400	98
1100	3000	1365	1550	203	250	60	400	96
1100	3000	1365	1800	203	250	60	400	106
1200	3250	1465	1425	203	250	60	400	95
1200	3200	1465	1675	203	250	60	400	105
1200	3250	1465	1800	203	250	60	400	111

* The weight does not include the mounting kit, which depends on the van. (min. 2 kg - max. 7 kg)

WM LIGHT PLUS

OPTIONAL




INTERNAL ROTATION

Hook can be used to lock the ramp in a fully rotated position inside the vehicle.



ADDITIONAL KIT - 3RD PIECE

Reduces the angle of inclination for 3-piece folding ramps, ideal for small vehicles. Available for load capacities up to 1,000 kg, with a maximum width of 100 cm and a fixed length of 80 cm.



PERFORATED PLANE

It secures the ramp in a fully rotated outward position, preventing gusts of wind from causing it to move and hit people or property.



MOVABLE BAND FOR BRIDGE USE

Removable third piece with wheels, to be integrated to the ramp to extend its length. Suitable for load capacities up to 1,500 kg.

WM LIGHT PLUS

